


Appropriate Maintenance and Cleaning Methods for Zinc Gutting

If Zinc gutters are maintained and cleaned properly and regularly, they can last a very long time. Clearing out your gutters is a necessary task. A good time to do this is at the end of autumn when most of the leaves have finished falling off the trees.

You may also choose to clean the external surfaces of the gutters just to maintain good aesthetics.



1. Let the professionals do the hard work?!

Many local companies offer gutter maintenance and cleaning services, so you do not have to risk the climbing to your roofline yourself. In addition, the professionals already have all the best equipment. They can spot any areas requiring repairs immediately, and being well practiced, they are usually much faster (and safer).



But if you insist on doing it yourself this is what we'd recommend:

2. To prevent damage to the guttering DO NOT ever lean a ladder against the guttering itself. Instead use a ladder 'stand-off'

Always have somebody 'foot' the ladder below you.

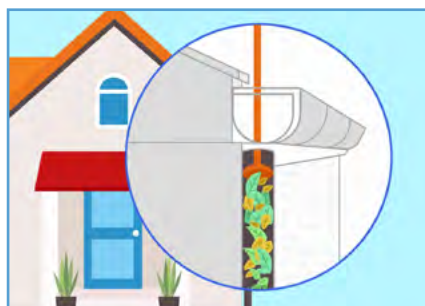


3. Ensure gutters and downspouts are clear and free from any blockage.

Using gloved hands or a gutter scoop, remove any leaves and debris from the gutters and drop them in a bag or bucket that you can easily carry down the ladder and get rid of appropriately afterwards.



4. Do not flush debris down outlets.




5. For a downpipe that has been blocked

(by debris flushed down through the outlet from the gutter), buy a drainage rod, available from most hardware shops, then push through from above and out of the gutter shoe at the bottom.



6. Manually brush away any loose particles, general dust, dirt etc.



7. Apply cold or warm (<math><50^{\circ}\text{C}</math>) water, with a little eco-friendly, solvent-free detergent or degreasant added, (in other words: warm, soapy water!) to the exterior surfaces to maintain their aesthetics.



10. Gently brush or wipe the external surfaces after the detergent has been applied, to remove any areas of dirt.



11. Rinse the internal & external surfaces with clean, cold water.



8. If possible, leave the detergent solution on the surface for approximately 15 minutes.



9. If pressure washing, the head of the water lance should be kept at least 500mm away from the surface at all times, and the pressure should be restricted to less than 1500psi.

DO NOT use ABRASIVE pads or brushes.

IMPORTANT NOTE:
Zinc dulls as the surface molecules of the metal slowly oxidise and are sacrificed to protect the core. You do not want to inhibit this process to try to keep the surface shiny. Eventually it will darken through the colour of the pre-weathered Quartz to the darkest colour 'Anthra'.



OUR 11 TIPS ON HOW TO CLEAN ZINC GUTTERS